

M-Path Instructions - SMA Daily Life Study

To participate in this study, you will use a smartphone app called “m-Path”.

This application will send six short questionnaires every day, and you will respond on your smartphone. The app is designed with very simple graphics and is easy to use. You can use m-Path wherever you go, you only need your phone and an Internet connection.

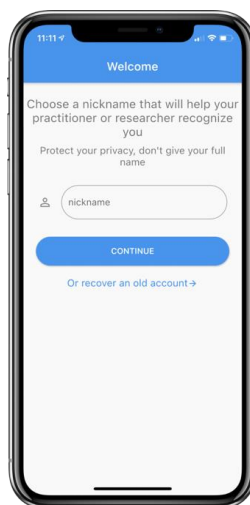
Below, you can read instructions on how to download and set up m-Path for this study. You can also find general information about the app’s functionality.

Download and set up m-Path for the SMA Daily Life Study

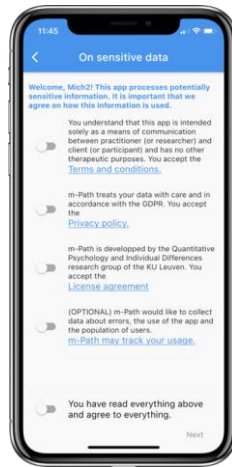


1. **Download** the m-Path app for free from [App Store](#) or [Google Play](#)
 - a. Type in “m-Path” and select the “m-Path” app.
 - b. Click on “install”. After downloading, the m-Path icon will appear on your screen.
 - c. Click on the m-Path app icon to open it.

2. Create a User ID and nickname: **please, INSERT YOUR PARTICIPANT NUMBER HERE!** You have received this information by email.



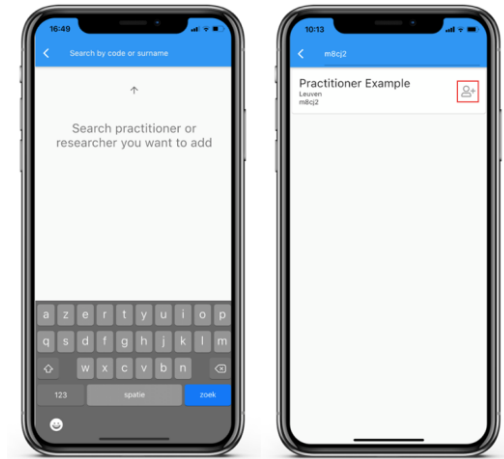
3. Read and consent the terms policy. If you agree to the terms, you can click on all buttons. Now, read the 'license agreement'. If you agree, click "accept".



4. At the next step, your recovery code will appear. Keep the recovery code safe, you might use this in the future.



5. When prompted, **connect to SMA Europe by adding us as your practitioner.**
 - a. Click on **gear icon** in the upright left corner of your screen.
 - b. Click on **“My practitioners”**, then click on the plus icon and type **“SMA Europe”**.
 - c. Now, click on the button on the right to **add SMA Europe as your practitioner.**



6. Please make sure to **TURN ON NOTIFICATIONS** from m-Path in your phone settings!

Congratulations! You are now ready to use m-Path.

You can find more information on how to use m-Path in these videos ([Video 1](#) & [Video 2](#)).

If you have any doubts or questions, please email us at survey@sma-europe.eu